

Mallet Percussion Warmups/ Skill Drills 2015-2016

Villages High School

Dr. Tim Stafford



Major Scale Quad Drill #1

Villages High School Pit Percussion Unit

Tim Stafford

♩ = 120



L R L R L R L R L R L R L R L R L R L R L R L R L R L R L

3



R L R L R L R L R L R L R L R L R L R L R L R L R L R L R

Repeat in all keys around Cycle of Fourths
C-F-Bb-Eb-Ab-Db-Gb-B-E-A-D-G-C

Major Scale Quad Drill #2

Start on 3rd

Villages High School Pit Percussion Unit


Tim Stafford

♩ = 120



R L R L R L R L R L R L R L R L R L R L R L R L R L R

3



L R L R L R L R L R L R L R L R L R L R L R L R L R L

Repeat in all keys around Cycle of Fourths
C-F-Bb-Eb-Ab-Db-Gb-B-E-A-D-G-C

Watermelon Drill

Make Sure Strokes
Are Even


Villages High School Pit Percussion Unit

Tim Stafford

♩ = 120



3



4-2-1 Interval Drill #1

Major Triads

Villages High School Pit Percussion

Tim Stafford

$\text{♩} = 120$

4

Continue around the cycle of fourths 4 times each
Then repeat each one 2 times each around the cycle of fourths
The play each one one time each around the cycle of fourths

Cycle of Fourths - C F B \flat E \flat A \flat D \flat G \flat B E A D G C

This can also be performed with 4 mallets for advanced players
With 1 2 3 4 sticking

4-2-1 Interval Drill #2

Minor Triads (b3)

Villages High School Pit Percussion

Tim Stafford

♩ = 120

4

Continue around the cycle of fourths 4 times each
Then repeat each one 2 times each around the cycle of fourths
The play each one one time each around the cycle of fourths

Cycle of Fourths - C F B \flat E \flat A \flat D \flat G \flat B E A D G C


This can also be performed with 4 mallets for advanced players
With 1 2 3 4 sticking.

4-2-1 Interval Drill #3

Dim. Triads (b3b5)

Villages High School Pit Percussion

Tim Stafford



Continue around the cycle of fourths 4 times each
Then repeat each one 2 times each around the cycle of fourths
The play each one one time each around the cycle of fourths

Cycle of Fourths - C F B \flat E \flat A \flat D \flat G \flat B E A D G C

This can also be performed with 4 mallets for advanced palyers
With 1 2 3 4 sticking

4-2-1 Interval Drill #4

Augmented Triads (#5)

Villages High School Pit Percussion

Tim Stafford

♩ = 120

4

Continue around the cycle of fourths 4 times each
Then repeat each one 2 times each around the cycle of fourths
The play each one one time each around the cycle of fourths

Cycle of Fourths - C F B \flat E \flat A \flat D \flat G \flat B E A D G C

This can also be performed with 4 mallets for advanced players
with 1 2 3 4 sticking.

Feel It!

Villages High School Pit Percussion

Tim Stafford

$\text{♩} = 120$

The musical score is written for a single staff in 4/4 time, with a tempo of 120 beats per minute. It consists of six lines of music, each starting with a measure number (6, 10, 14, 18, 21). The notation includes various rhythmic patterns, including eighth and sixteenth notes, and rests. There are three specific sections labeled A, B, and C, each enclosed in a box. Section A is at measure 6, Section B is at measure 14, and Section C is at measure 18. The score ends with a double bar line and a repeat sign.

6

A

10

B

14

C

18

21

3

Repeat around the Cycle of Fourths
Cycle of Fourths - C F B \flat E \flat A \flat D \flat G \flat B E A D G C

Blue Ocean

Villages High School Pit Percussion

Arr. Tim Stafford

♩ = 120



4



7

A



10



13

B



16



